


COMMERCIAL VEHICLES

Peugeot

Having all the perfected features of the „203” Models, the Peugeot 203 U commercial vehicles are particularly appreciated for rapid and economical transportation of medium loads.




INTERNAL
DIMENSIONS:
Length: 6 ft. 0 1/2 ins
Width: 4 ft. 3 ins.
Height: 3 ft. 4 1/2 ins.



LIGHT VAN, 203 U.

USEFUL load, 12 cwt. Driving cab with two seats. Two doors Big rear door. Spare wheel carried behind the front seats. Overall dimensions:
Length: 14 ft. 10 ins.
Width: 5 ft. 5 ins.
Height under load: 5 ft. 3 ins.

COMMERCIAL LIMOUSINE 203 U.



USEFUL LOAD, 9 CWT.


Four seats; front seats separately adjustable, and rear bench seat. Four lateral doors and big rear door.

This vehicle offers a wide range of possibilities. With four passengers the space behind the rear seat is available for a big quantity of baggage. The useful area can be doubled by removing the rear seat. If the front seat is removed, articles of great length can be carried.

Overall dimensions: Length: 14 ft. 10 ins.
Width: 5 ft. 5 ins.

Height under load: 5 ft. 3 ins.

Spare wheel carried behind the rear seat.



USEFUL LOAD 17 CWT.

Two seater driving cab; two doors.
Hinged tail board.


LIGHT LORRY, WITH CANVAS TOP, 203 U.

This vehicle, which has an internal capacity under the canvas top of 530 cubic feet, can be used without the top and without the hoops, thus transforming it into an open lorry.

The hinged tail board facilitates loading and unloading from the ground or from a platform.

OVERALL DIMENSIONS: Length: 15 ft. 1 1/2 ins.
Width: 5 ft. 7 3/4 ins. Height under load: 6 ft. 6 ins.

INTERNAL DIMENSIONS: Width: 4 ft. 3 ins. Height: 3 ft. 5 ins. Length behind front seats: 6 ft. 7 ins. Length behind rear seats: 4 ft. 1 ins. Length between rear door and front foot rests: 10 ft. 4 ins.



FEATURES OF THE 203 U.



Engine 7/40 horsepower. Four cylinders, 75 by 73 mm. bore and stroke (1290 cc.) Hemispheric combustion chamber with rocker operated valves. Single camshaft. Wet cylinder liners. Four speed gearbox with overdrive on fourth. Change speed lever under the steering wheel. Independently sprung front wheels. Semi-elliptic springs at the rear. Four hydraulic shock absorbers. Hydraulically operated brakes. Rack and pinion steering. Worm type rear axle. Electrical equipment 12 volts. Petrol tank containing 11 gallons. Track: 4 ft. 4 ins. Wheelbase: 9 ft. 1 1/2 ins. Turning radius: 16 ft. 1 in. Special Peugeot jack.




DELIVERY VAN, METAL PANELED, 203 U.

This vehicle can be fitted with a 2 stretcher ambulance body.

INTERNAL DIMENSIONS: Length: 6 ft. 9 1/2 ins. Width: 5 ft. 2 1/2 ins. Height: 4 ft. 6 ins.




INTERNAL DIMENSIONS OF THE VAN:
Length: 7 ft. 6 ins. Width: 5 ft. 4 3/4 ins.
Height: 4 ft. 5 ins.
The spare wheel is carried at the rear, under the floor.




USEFUL LOAD 16 CWT.
Two seater driving cab; two doors; two rear doors.
OVERALL DIMENSIONS: Length: 15 ft. 5 ins. Width: 5 ft. 9 1/4 ins. Height under load: 6 ft. 5 1/2 ins.

**SOME SPECIAL BODIES
FOR MODEL D3A**




**VAN WITH SHEET METAL PANELS
AND SIDE WINDOWS.**

Useful load: 17 cwt. Van with sheet metal panels, as above, and with sliding side windows.




14 PASSENGER COACH (Driver included)
Seats upholstered in imitation leather. Central gangway. Hinged rear seats. Roof light. Ventilator.



AMBULANCE

with two stretchers of 5 ft. 11 in., one of them being hinged. Hinged bench seat for two persons. Medicine chest. Roof light. Ventilator.



D3A VAN WITH SHEET METAL BODY

Useful load: 17 cwt. Ribbed lateral panels. Double doors at the rear with glass windows. Useful length on the floor: 8 ft. 2 1/2 ins. Useful width: 5 ft. 5 1/2 ins. Useful height: 5 ft. 7 ins. Useful capacity: 240 cubic feet.

MAIN FEATURES OF THE D3A VEHICLES

Monobloc chassis-body construction, with ribbed platform, giving rigidity with low weight. Forward driving cab, with two doors. Wide visibility for the driver.

Overhead valve engine with wet cylinder liners. Four cylinders of 75 by 73 mm. bore and stroke (1290 cc.) 7/40 h.p. Petrol consumption: 23 miles to the gallon. Speed with full load: 47 m.p.h. Single plate dry clutch.

Worm and roller steering which is both light and accurate. Independently sprung front and rear wheels. Variable rate flexibility. Hydraulic shock absorbers front and rear. Powerful and progressive hydraulic brakes with 12 inch drums. "Pilot" tyres of 19 x 400. Petrol tank containing 9 3/4 gallons. Front track: 4 ft. 11 1/4 ins. Rear track: 5 ft. 2 ins. Wheelbase: 7 ft. 6 1/2 ins. Clearance: 6 inches. Overall dimensions: length: 15 ft. 4 1/2 ins. Width: 6 ft. 0 1/2 ins. Height, without load: 3 ft. 10 1/2 ins.